



TEMPO





TEMPO

How Tempo Adds More Value To Your JIRA



TEMPO
TIMESHEETS



TEMPO
FOLIO



TEMPO
PLANNER

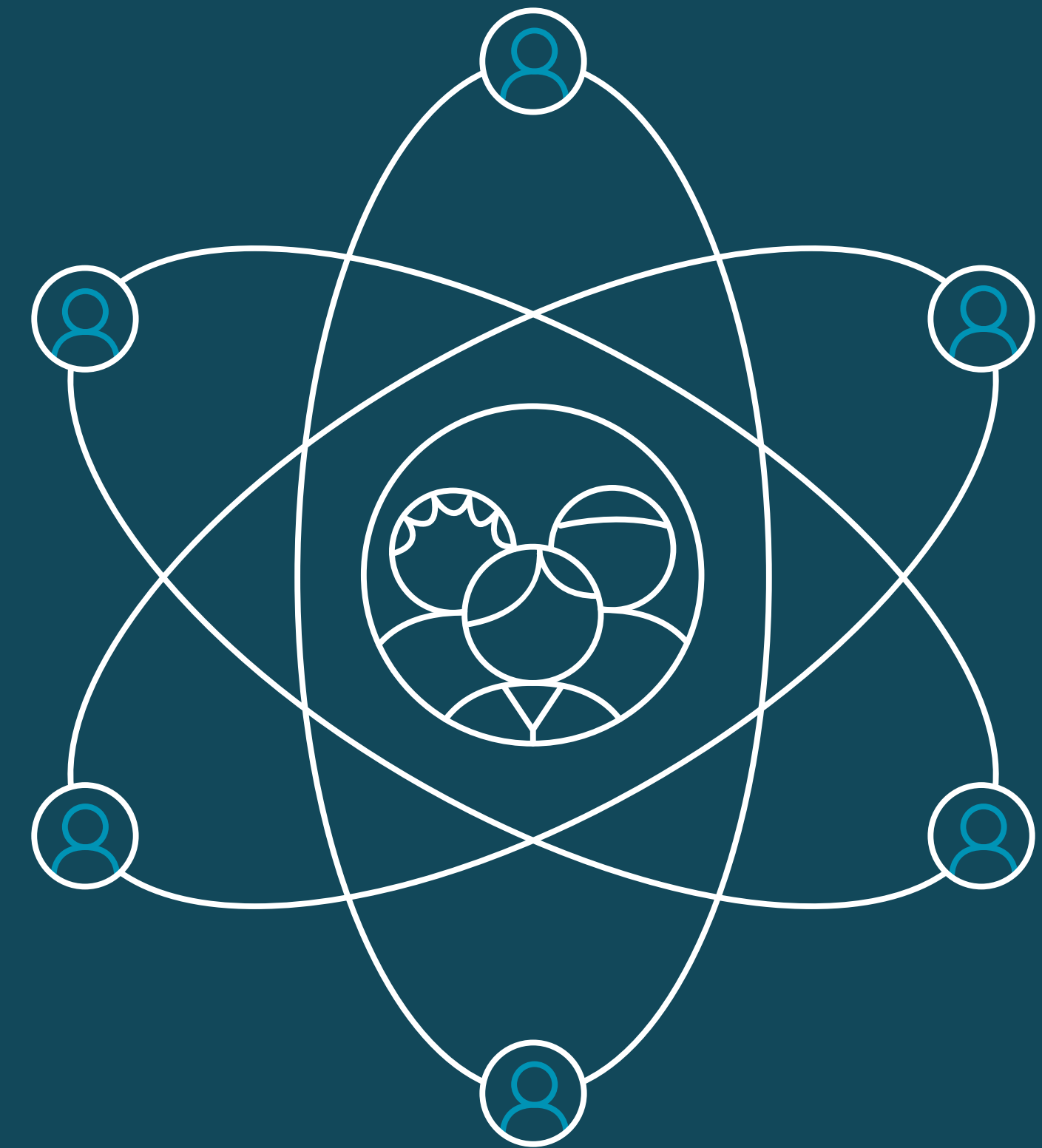
Sandra Axelsdóttir - Channels Manager - sandra@tempo.io - [@axelsdottir](https://twitter.com/axelsdottir)



3 Offices
100+ Partners




85 Employees



8,500 Customers



amazon.com[®]



HomeAway[®]



PayPal

TOSHIBA

PRINCETON
UNIVERSITY



Fidelity
INVESTMENTS

What Tempo does for teams

PLAN

Visual resource
& capacity planning

Plan and allocate team resources for projects, releases & high-level

BUDGET

Project & portfolio financial management

Plan project budgets and track actual costs in real-time. Roll up data on the business level.

TRACK

Time tracking & reporting

Easily log work in JIRA and report on it for accounting, billing, payroll & forecasting.



TEMPO TIMESHEETS

- Painless time tracking and reporting for JIRA
- Track time in issue, agile board, worklog calendar, or mobile app
- Report in real-time

Users

User Agenda

Paco Salendros 19/May/16 0h | 0%

TO-69 **OPEN**
Add lazyloading 2 customerview

TO-65 **IN PROGRESS**
As a Android user I need to be able to see all cases assigned to me

Assigned to Me

T	Key	P ↓	Summary
	TO-65		As a Android user I need to be able to see all cases assigned to me
	TO-69		Add lazyloading 2 customerview

1-2 of 2

Activity Stream

Tempo Workflow

Monday, February 05, 2018 at 12:48 PM

Paco Salendros period ending at 30/Nov/15 23:59 is now CLOSED
Please note that the period ending at 30/Nov/15 23:59 has now been CLOSED for time registration by the Tempo Scheduler
Monday, February 05, 2018 at 12:48 PM

Tuesday, August 30, 2016 at 11:23 AM

User Timesheet Progress

Paco Salendros

93 / 168

Period: Open Workflow: **OPEN**

	Planned	Worked
INT - Vacation	0	8
TO - Core Modules	0	2
TO - Tango 1.1	0	6
TO - Tango 1.2	16	77
Total:	16	93

User Timesheet Charts

01/May/16 - 31/May/16
Paco Salendros

93 / 168

Period: Open Workflow: **OPEN**

Summary

Summary

Tango Product Development Team

Mission

Developing and deploying the Tango product that is cloud platform that enables other products and cloud applications to share data and integrate. The team mission is build the product so it's easy to configure and setup.

Team Links

- Tango Scrum**
Scrum Board
- Tango OnDemand**
Project
- Internal**
Project

Agenda

▼ **Rocket 6** **CURRENT** 8 days left
2 stories remaining 23%

- TO-69** Add lazyloading 2 customerview Refactor code Tango 1.2 24.5h
- TO-65** As a Android user I need to be able to see all cases assig Site profiles Tango 1.2 6h

People

- Gregory Nolan**
Developer 100%
- Jessie Rosewood**
Designer 100%
- Lars Petersen**
Scrum Master 75%
- Paco Salendros**
Developer 100%
- Robert Penn**
Team Lead & Product Owner 75%
- Saul Goodman**
Tester 100%

new hire Developer 100%
will join GreenCloud Tango - Jan 10, 2017

2 timesheets from last month are waiting for your review. Click Review Timesheets, and select any team to begin reviewing.

Review Timesheets ▾ Dismiss

Team ▾ GreenCloud Tango ▾

Team Time Tracking Approvals Utilization

◀ Current month (May 1 - May 31, 2016) ▶

📅 Timesheet ▾ ⚙️ Export ▾

Log Work ▾

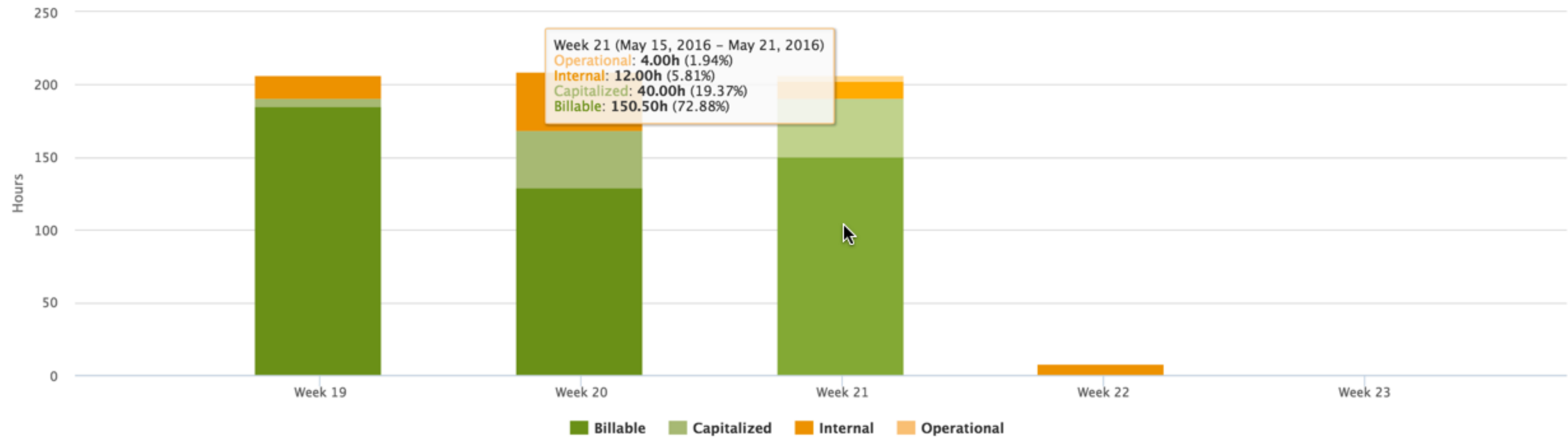
Name	S	P	%	Σ	01	02	03	04	05	06	07	08	09	10	11	12	13	14	15	16	17	18	19	20	21	22	23	24	25	26	27	28	29	30	31	
					S	M	T	W	T	F	S	S	M	T	W	T	F	S	S	M	T	W	T	F	S	S	M	T	W	T	F	S	S	M	T	
Gregory Nolan	○	72	48%	80		8	8	8	8	12			8	7	8	8	5																			
Jessie Rosewood	○	104	48%	80		8	8	8	8	8			8	8	8	8	8																			
Lars Petersen	○	80	48%	80		8	8	8	8	8			8	8	8	8	8																			
Paco Salendros	○	40	48%	80	8	8	8	8	8			8	8	8	8	8																				
Robert Penn	○	80	52%	88		9	9	9	7	9			9	9	9	9	9																			
Saul Goodman	○	40	52%	88	8	8	8	8	8			8	8	8	8	16																				
Daily hours total:					16	49	49	49	47	37		16	49	48	49	57	30																			
Weekly hours total:					247							249																								
Planned hours total:					16	16	8	8	8			16	16	16	16	8					16	16	32	24	24											

	Total	Today	Period
Worked		496	496
Planned		328	416
Required		848	1008

◀ May 1, 2016 - May 31, 2016 ▶

Team Utilization ⓘ

465h Billable **86h** Capitalized **76h** Internal **4h** Operational



[Weeks](#) [Team Members](#) [Hours](#) [% Ratio](#)

Category Type / Account	Account Category	Customer	% Ratio	Hours
Total - May 1, 2016 - May 31, 2016 ▾			100.00	630.50
Billable			73.67	464.50



Teams ▾

Custom Web Development ▾

Report Feedback

Team Time Tracking Approvals Utilization

◀ May 1, 2016 - May 31, 2016 ▶

Team Utilization ⓘ

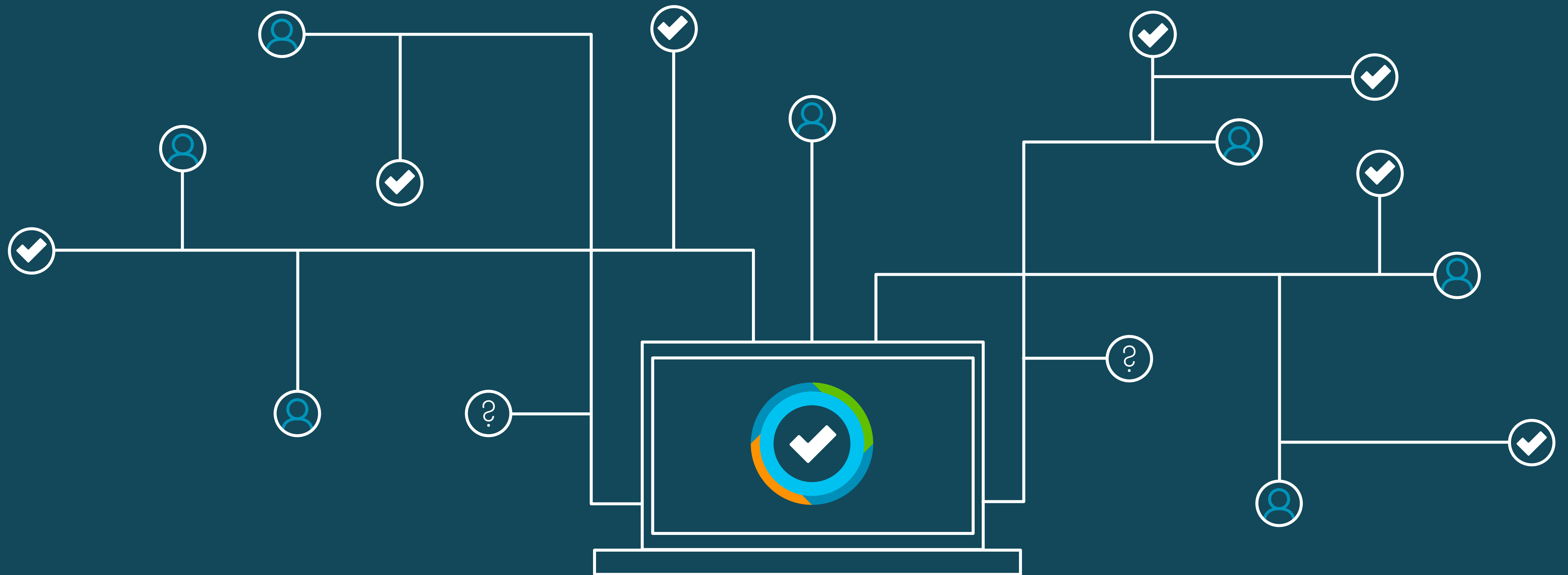
465h Billable **86h** Capitalized **76h** Internal **4h** Operational



Weeks Team Members Hours % Ratio

Category Type / Account	Account Category	Customer	% Ratio	Hours
Total			100.00	630.50
Billable			73.67	464.50

Tempo Accounts helps businesses manage cost centers



◀ Last month (Apr 1 - Apr 30, 2016) ▶

📅 Timesheet ▾ ⬇️ Export ▾

Log Work

Name	Customer	S	MB	Σ	01	02	03	04	05	06	07	08	09	10	11	12	13	14	15	16	17	18	19	20	21	22	23	24	25	26	27	28	29	30
					F	S	S	M	T	W	T	F	S	S	M	T	W	T	F	S	S	M	T	W	T	F	S	S	M	T	W	T	F	S
201401 - Cloudbay: Development (Billed by the hour)	CloudBay	●		268.5	6			12	10	10	10	9			12.5	10	10	8	8			25	16	16	16	16			18	16	16	16	8	
201403 - Wikkkieea Cloud CAPEX	GreenCloud	●		204	14			4	6	6	6	2			2	2	2					16	16	16	16	16			16	16	16	16	16	
201404 - Wikkkieea Cloud OPEX	GreenCloud	●		407	8			20	20	20	20	19			20	20	20	20	20		4	20	20	20	20	16		4	20	20	20	20	16	
201405 - AKA Control: Development (Billed by the hour)	AKA Control System	●		313.5	28			28	28	28	28	32			29.5	32	32	24	24															
201407 - GreenCloud: Internal	GreenCloud	●		292			12	12	12	4	6	9		4	12	12	20	28	24			16	16	16	24	8		8	8	8	8	9	16	
201408 - GreenCloud: Management	GreenCloud	●		277	7			9	9	9	10	7			9	9	9	13	13			16	16	16	20	20			16	17	20	20	12	
201409 - GreenCloud: Sales and Marketing	GreenCloud	●		466	26			24	24	24	24	24			24	24	24	24	24			20	20	20	20	20			20	20	20	20	20	
201431 - Springfield Marathon	Springfield City	●		259.5	8			8	8	8	8	8			8	8	8	12	11			16	16	16	16	16			14	22.5	16	16	16	
201432 - Travel Association Web	Travel Association of Utopia	●		14																										6	8			
2014376 - TINA Web shop	TINA Inc.	●		18																									8	8	2			
201459 - Wikkkieea Salesforce Connector	GreenCloud	●		3																													3	
201500 - Tango CAPEX	GreenCloud	●	750	640	31		8	39	39	47	46	29		16	39	39	31	31	15		16	14	14	28	16	10		8	23	23	25	32	21	
201501 - Tango OPEX	GreenCloud	●		216	20			12	12	12	12	12			12	12	12	8	8			8	8	8	8	8			8	8	8	8	12	
204515 - Tango to Mobile	GreenCloud	●		164																		27	27	13	11	23			18	16	12	12	5	
Daily hours total:					148		20	168	168	168	170	151		20	168	168	168	168	147		20	178	169	169	167	153		20	169	174.5	169	177	145	
Weekly hours total:					148								845							839						856								854.5

Total	Today	Period
Worked	3542.5	3542.5

Name	Customer	S	MB	Σ	01	02	03	04	05	06	07	08	09
					F	S	S	M	T	W	T	F	S
201401 - Cloudbay: Development (Billed by the hour)	CloudBay	●	268.5		6			12	10	10	10	9	
201403 - Wikkkieea Cloud CAPEX	GreenCloud	●	204		14			4	6	6	6	2	
201404 - Wikkkieea Cloud OPEX	GreenCloud	●	407		8			20	20	20	20	19	
201405 - AKA Control: Development (Billed by the hour)	AKA Control System	●	313.5		28			28	28	28	28	32	
201407 - GreenCloud: Internal	GreenCloud	●	292				12	12	12	4	6	9	
201408 - GreenCloud: Management	GreenCloud	●	277		7			9	9	9	10	7	
201409 - GreenCloud: Sales and Marketing	GreenCloud	●	466		26			24	24	24	24	24	
201431 - Springfield Marathon	Springfield City	●	259.5		8			8	8	8	8	8	
201432 - Travel Association Web	Travel Association of Utopia	●	14										
2014376 - TINA Web shop	TINA Inc.	●	18										
201459 - Wikkkieea Salesforce Connector	GreenCloud	●	3										
201500 - Tango CAPEX	GreenCloud	●	750	640	31		8	39	39	47	46	29	
201501 - Tango OPEX	GreenCloud	●	216		20			12	12	12	12	12	
204515 - Tango to Mobile	GreenCloud	●	164										
Daily hours total:					148		20	168	168	168	170	151	
Weekly hours total:						148							845

◀ Last month (Apr 1 - Apr 30, 2016) ▶

📅 Timesheet ▾ ⬇️ Export ▾

Log Work

Name	Customer	S	MB	Σ	01	02	03	04	05	06	07	08	09	10	11	12	13	14	15	16	17	18	19	20	21	22	23	24	25	26	27	28	29	30
					F	S	S	M	T	W	T	F	S	S	M	T	W	T	F	S	S	M	T	W	T	F	S	S	M	T	W	T	F	S
201401 - Cloudbay: Development (Billed by the hour)	CloudBay	●		268.5	6			12	10	10	10	9			12.5	10	10	8	8			25	16	16	16	16			18	16	16	16	8	
201403 - Wikkkieea Cloud CAPEX	GreenCloud	●		204	14			4	6	6	6	2			2	2	2					16	16	16	16	16			16	16	16	16	16	
201404 - Wikkkieea Cloud OPEX	GreenCloud	●		407	8			20	20	20	20	19			20	20	20	20	20		4	20	20	20	20	16		4	20	20	20	20	16	
201405 - AKA Control: Development (Billed by the hour)	AKA Control System	●		313.5	28			28	28	28	28	32			29.5	32	32	24	24															
201407 - GreenCloud: Internal	GreenCloud	●		292			12	12	12	4	6	9		4	12	12	20	28	24			16	16	16	24	8		8	8	8	8	9	16	
201408 - GreenCloud: Management	GreenCloud	●		277	7			9	9	9	10	7			9	9	9	13	13			16	16	16	20	20			16	17	20	20	12	
201409 - GreenCloud: Sales and Marketing	GreenCloud	●		466	26			24	24	24	24	24			24	24	24	24	24			20	20	20	20	20			20	20	20	20	20	
201431 - Springfield Marathon	Springfield City	●		259.5	8			8	8	8	8	8			8	8	8	12	11			16	16	16	16	16			14	22.5	16	16	16	
201432 - Travel Association Web	Travel Association of Utopia	●		14																										6	8			
2014376 - TINA Web shop	TINA Inc.	●		18																									8	8	2			
201459 - Wikkkieea Salesforce Connector	GreenCloud	●		3																													3	
201500 - Tango CAPEX	GreenCloud	●	750	640	31		8	39	39	47	46	29		16	39	39	31	31	15		16	14	14	28	16	10		8	23	23	25	32	21	
201501 - Tango OPEX	GreenCloud	●		216	20			12	12	12	12	12			12	12	12	8	8			8	8	8	8	8			8	8	8	8	12	
204515 - Tango to Mobile	GreenCloud	●		164																		27	27	13	11	23			18	16	12	12	5	
Daily hours total:					148		20	168	168	168	170	151		20	168	168	168	168	147		20	178	169	169	167	153		20	169	174.5	169	177	145	
Weekly hours total:					148								845							839							856						854.5	

Total	Today	Period
Worked	3542.5	3542.5

2 timesheets from last month are waiting for your review. Click Review Timesheets, and select any team to begin reviewing.

Review Timesheets ▾ Dismiss



Accounts ▾

AKA Control: Development (Billed by the hour)

Report Feedback

Account Time Tracking **Revenue** Time and Expenses

◀ Apr 1, 2016 - Apr 30, 2016 ▶

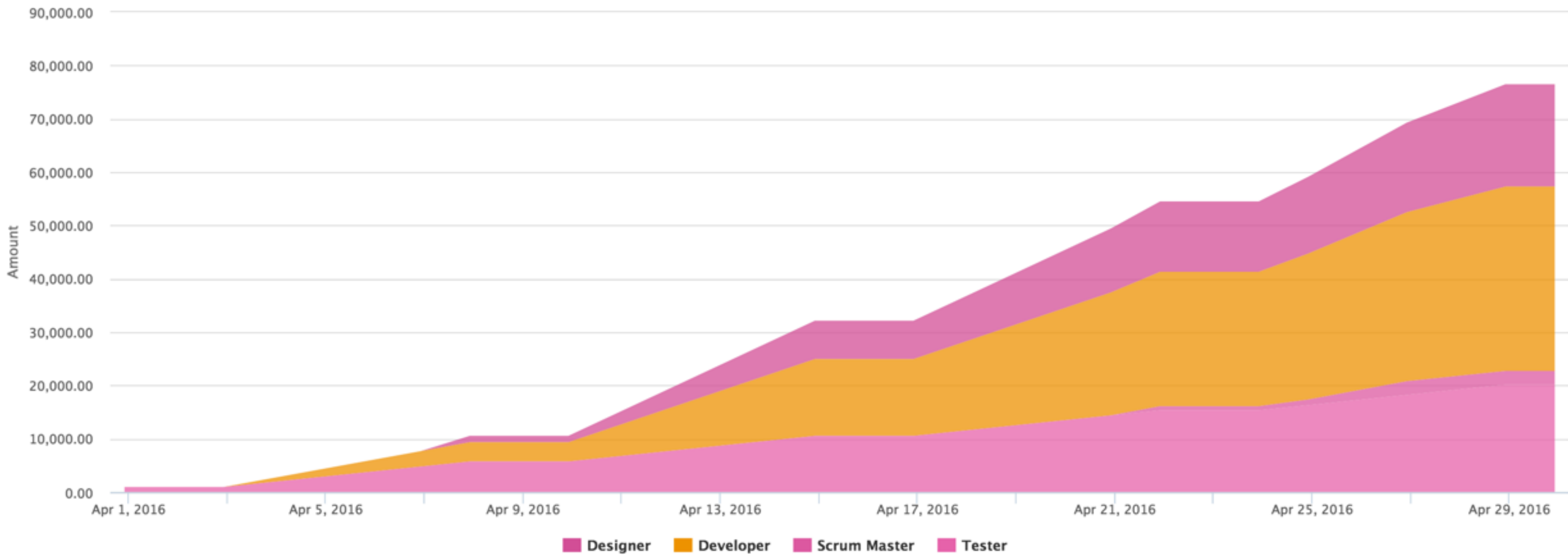
Account Revenue **EXPERIMENTAL** ⓘ April 2016

\$76,485 Apr '16

\$266,225 Total

\$250,000 Revenue Target (edit)

\$16,225 Over Target



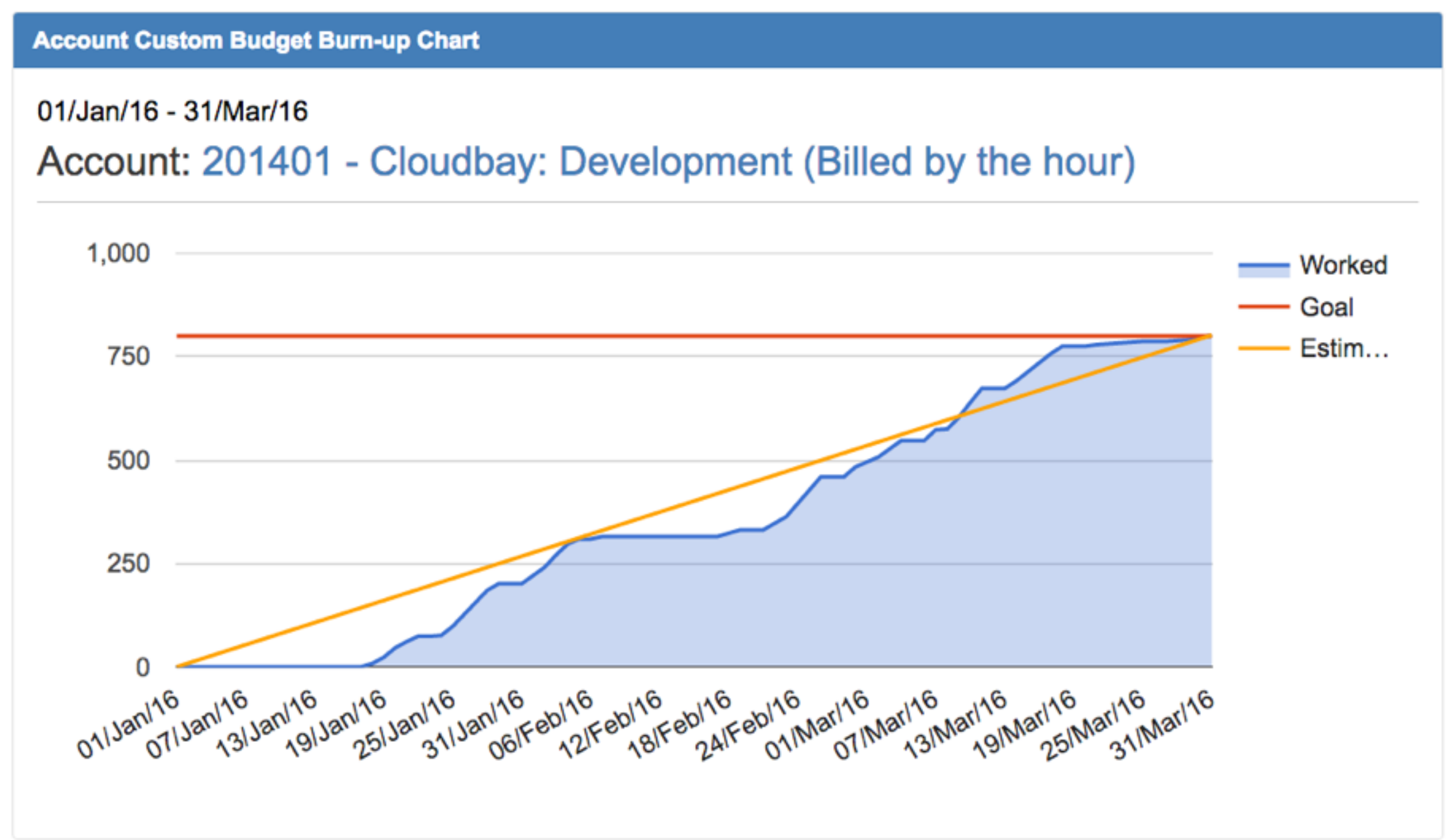
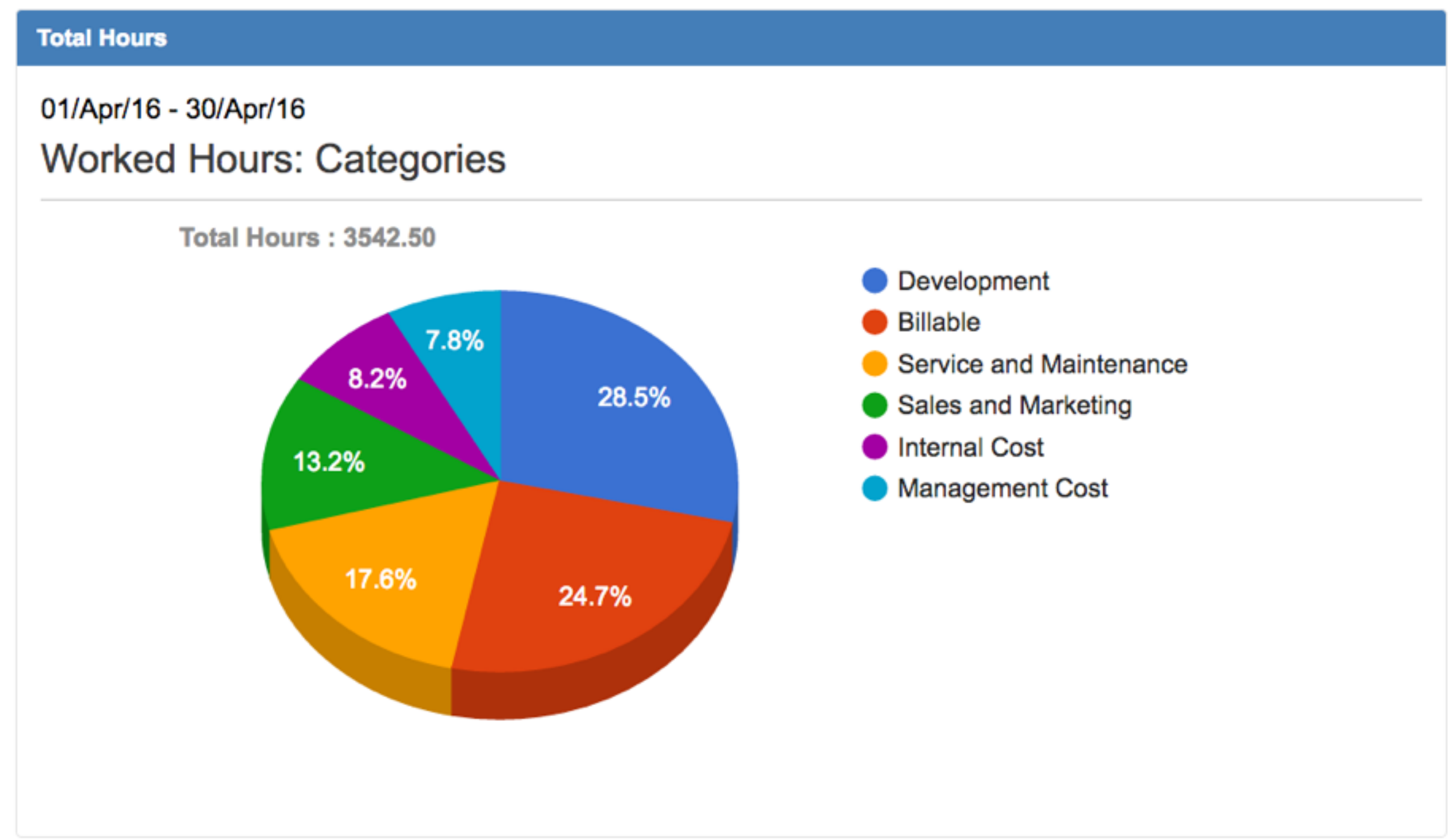
Account Managers

+ Add Gadget Edit Layout Tools

Team Hours

GreenCloud Tango

Name		Required	Planned	Worked
Gregory Nolan	OPEN	168	0	40
Jessie Rosewood	OPEN	168	0	75
Lars Petersen	OPEN	168	40	0
Paco Salendros	OPEN	168	56	0
Robert Penn	OPEN	168	40	0
Saul Goodman	OPEN	168	0	42
Total:		1008	136	157



Total Hours

01/Apr/16 - 30/Apr/16

Worked Hours: Customer

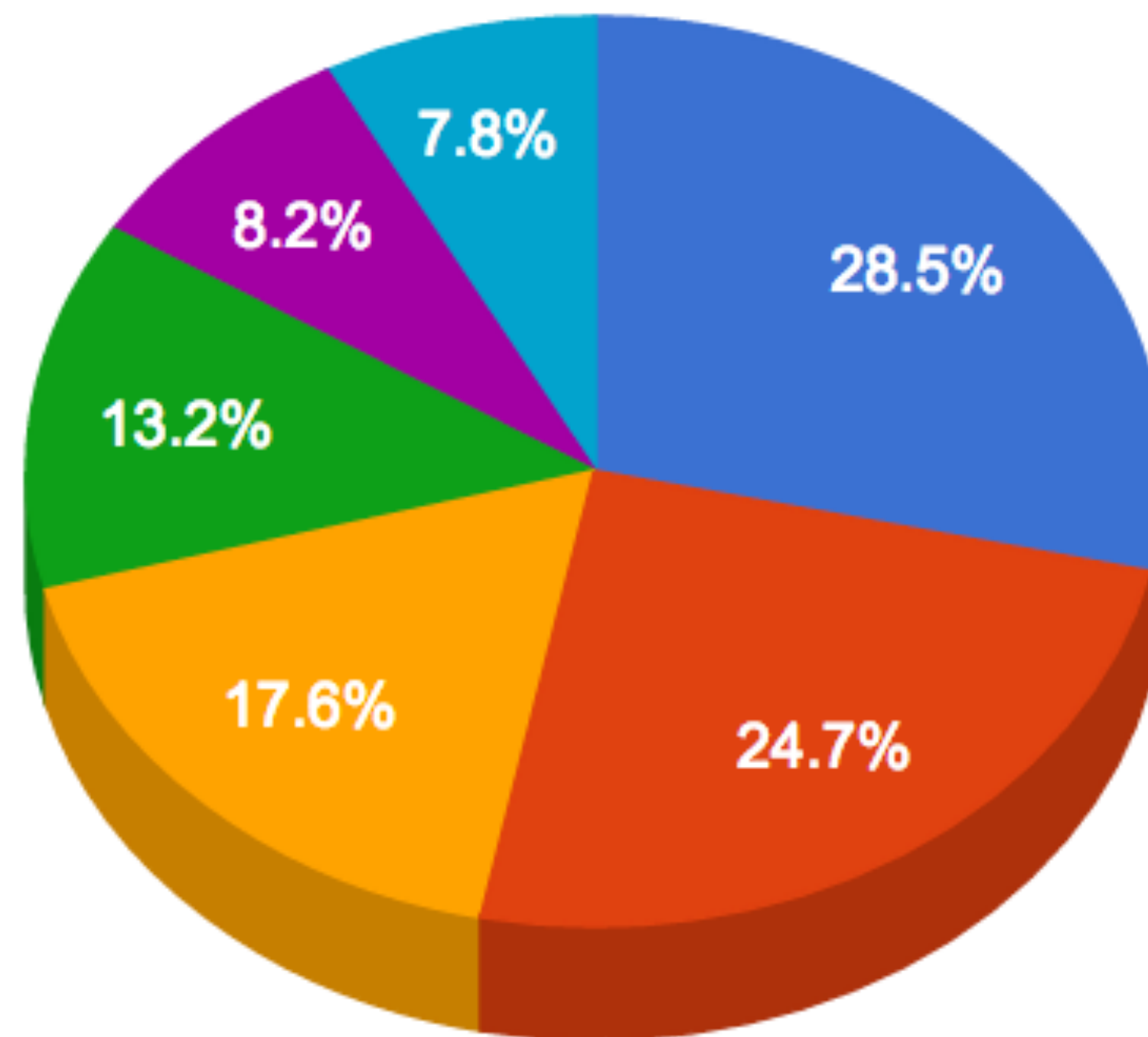
Customer	Worked	%
GreenCloud	2669.00	75.34 %
AKA Control System	313.50	8.85 %
CloudBay	268.50	7.58 %
Springfield City	259.50	7.33 %
TINA Inc.	18.00	0.51 %
Travel Association of Utopia	14.00	0.4 %
Total:	3542.50	100 %

Total Hours

01/Apr/16 - 30/Apr/16

Worked Hours: Categories

Total Hours : 3542.50

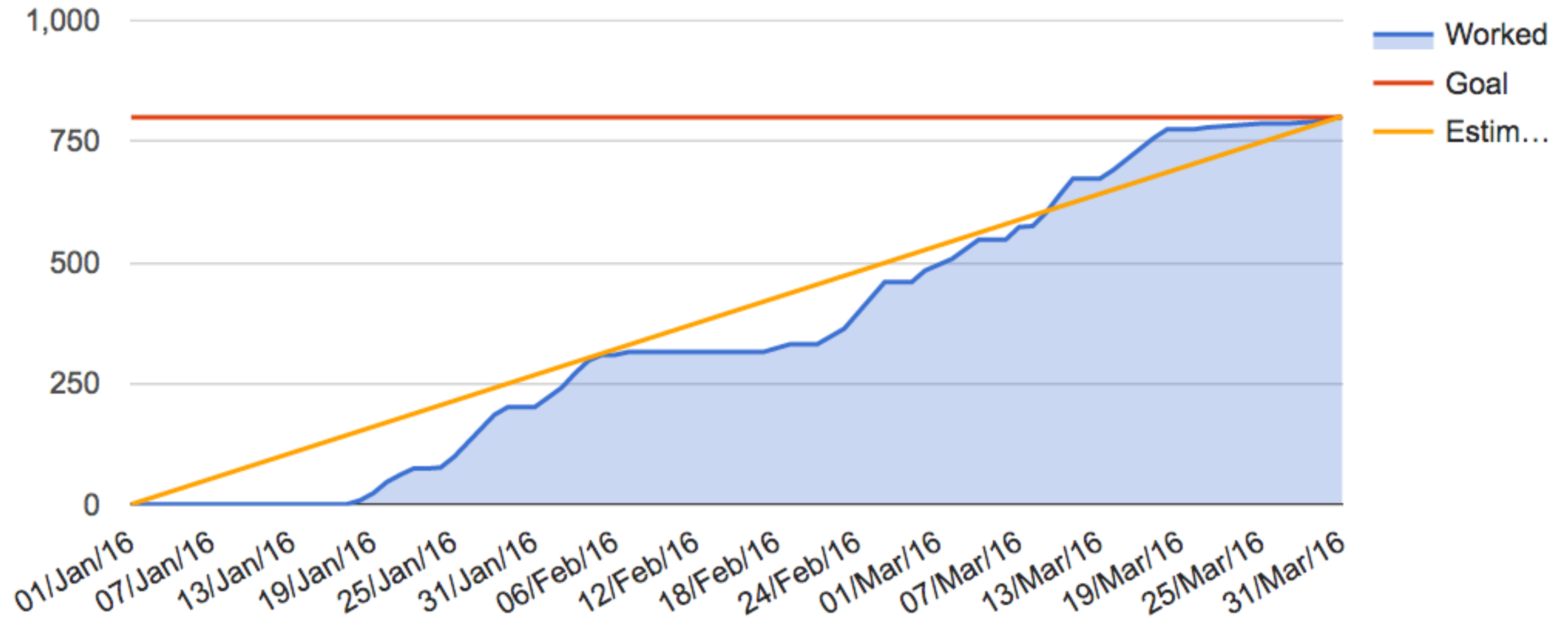


- Development
- Billable
- Service and Maintenance
- Sales and Marketing
- Internal Cost
- Management Cost

Account Custom Budget Burn-up Chart

01/Jan/16 - 31/Mar/16

Account: 201401 - Cloudbay: Development (Billed by the hour)

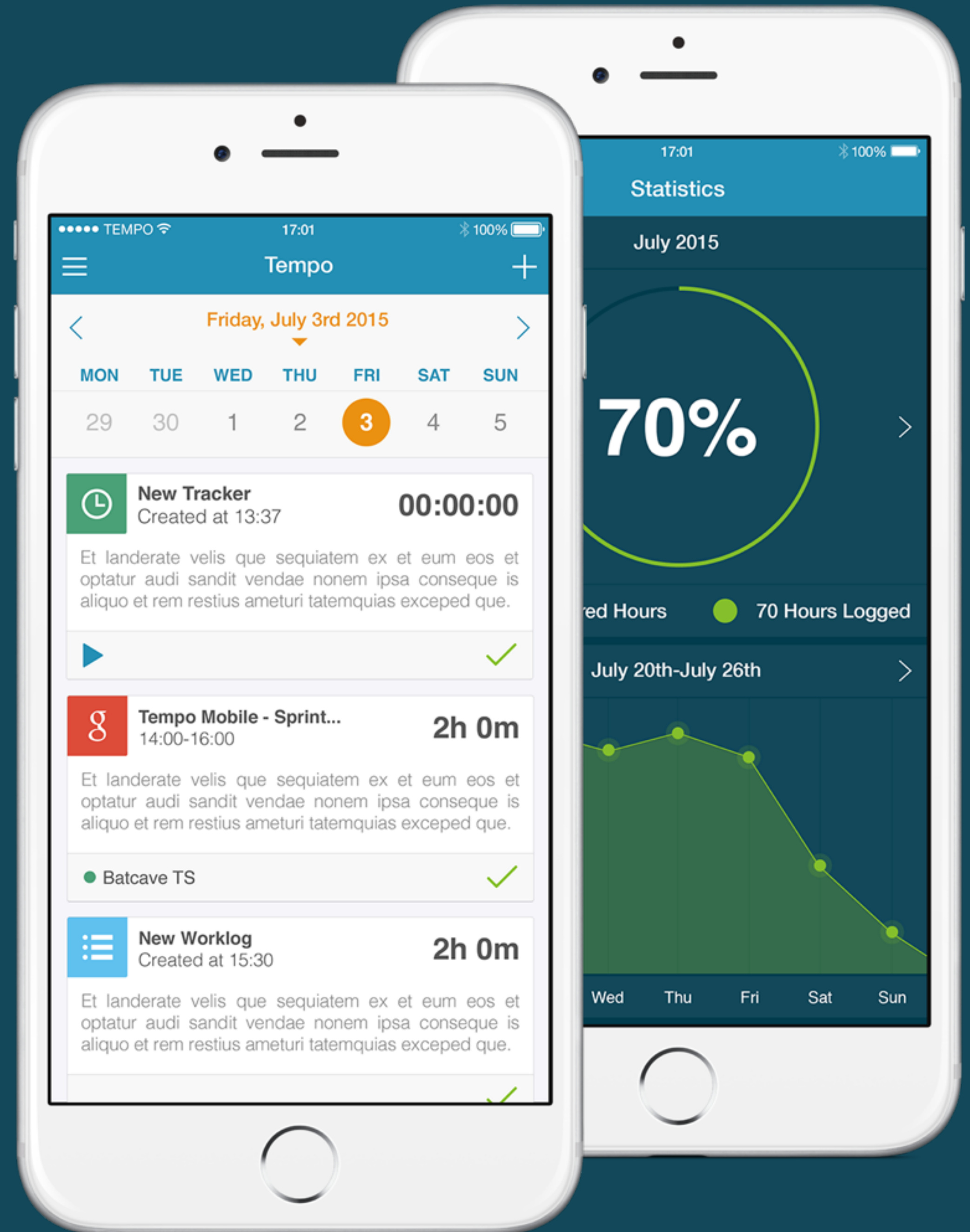




TEMPO

TIMESHEETS Mobile

- New mobile app for easy logging and reporting
- Integration with Google and Office 365 calendars



The logo icon for Tempo Planner, featuring a blue circle with a white grid pattern inside.

TEMPO PLANNER

- Visualized resource management and planning for JIRA
- Team leads and teams can plan projects, releases, and higher-level initiatives, and flexibly adapt plans as needed.

Summary

Summary

Tango Product Development Team

Mission

Developing and deploying the Tango product that is cloud platform that enables other products and cloud applications to share data and integrate. The team mission is build the product so it's easy to configure and setup.

Team Links

- Tango Scrum**
Scrum Board
- Tango OnDemand**
Project
- Internal**
Project

Agenda

▼ **Rocket 6** **CURRENT** 8 days left
2 stories remaining 23%

- TO-69** Add lazyloading 2 customerview Refactor code Tango 1.2 24.5h
- TO-65** As a Android user I need to be able to see all cases assig Site profiles Tango 1.2 6h

People

- Gregory Nolan**
Developer 100%
- Jessie Rosewood**
Designer 100%
- Lars Petersen**
Scrum Master 75%
- Paco Salendros**
Developer 100%
- Robert Penn**
Team Lead & Product Owner 75%
- Saul Goodman**
Tester 100%

new hire Developer 100%
will join GreenCloud Tango - Jan 10, 2017

Tango Product Development Team

Mission

Developing and deploying the Tango product that is cloud platform that enables other products and cloud applications to share data and integrate. The team mission is build the product so it's easy to configure and setup.

Team Links



Tango Scrum
Scrum Board



Tango OnDemand
Project



Internal
Project

Agenda

▼ **Rocket 6**

2 stories re



People



Gregor
Develop



Lars P
Scrum M



Robert
Team Le





Team

Planning

Time Tracking

Approvals




Reports ▾

Agenda

▼ Rocket 6 **CURRENT** 8 days left

2 stories remaining




23%

   **TO-69** Add lazyloading 2 customerview

Refactor code

Tango 1.2

24.5h

   **TO-65** As a Android user I need to be able to see all cases assig

Site profiles

Tango 1.2

6h

ther products and cloud
it's easy to configure and setup.

People

**Gregory Nolan**

Developer 100%

**Jessie Rosewood**

Designer 100%

**Lars Petersen**

Scrum Master 75%

**Paco Salendros**

Developer 100%

+ Add member to team		New 80h 0p	In Progress 20h 0p	Complete 64h 0p
Gregory Nolan Developer - 100%	24h 0p	TO-68 OPEN Finetune datahandling on customerview loading 24h		
Jessie Rosewood Designer - 100%	0h 0p			
Lars Petersen Scrum Master - 75%	64h 0p			TO-28 RESOLVED Fix performance of HQ3 servers for S-America 64h
Paco Salendros Developer - 100%	76h 0p	TO-33 OPEN As a user I need be able to update my account ... 30h TO-69 OPEN Add lazyloading 2 customerview 26h	TO-65 IN PROGRESS As a Android user I need to be able to see all c... 20h	
Robert Penn Product Owner - 75%	0h 0p			
Saul Goodman Tester - 100%	0h 0p			
Issues assigned to other users	0h 0p			TO-25 CLOSED As Platform subscriber I need to upgrade my s... 0h

Backlog Filters Iteration

Search

TEAM'S UNASSIGNED ISSUES

- TO-13** IN PROGRE... 1250h
IOS Mobile Interface
- TO-14** IN PROGRE... 600h
Develop a new platform from service
- TO-15** IN PROGRE... 500h
Re-design admin configuration naviga...
- TO-17** IN PROGRE... 1500h
Improve the user interface for Saas
- TO-42** IN PROGRE... 852h
Refactor code
- TO-60** OPEN 80h
As a site member, I can mark my emai...
- TO-62** IN PROGRE... 20h
Site profiles
- TO-63** OPEN 600h
Android Mobile Interface for Tango
- TO-70** OPEN 32h
Add lazyloading 2 report view
- TO-83** OPEN 30h
As a Platform provider I need be able ...
- TO-87** OPEN 8h
Develop a Windows Mobile app for Ta...

ISSUES NOT GIVEN TO THE TEAM

- INT-1** OPEN 8h
Vacation Time

	WEEK 45, 2015					WEEK 46, 2015					WEEK 47,							
	Tue 03/11	Wed 04/11	Thu 05/11	Fri 06/11	Sat 07/11	Sun 08/11	Mon 09/11	Tue 10/11	Wed 11/11	Thu 12/11	Fri 13/11	Sat 14/11	Sun 15/11	Mon 16/11	Tue 17/11	Wed 18/11		
GreenCloud Tango	ROCKET 7																	
Gregory Nolan Developer - 100%	ROCKET 7 40h				TO-68 8h Finetune datahandlin...		ROCKET 7											
Jessie Rosewood Designer - 100%	ROCKET 7																	
Lars Petersen Scrum Master - 75%	ROCKET 7 30h					INT-1 30h Vacation Time					ROCKET 7							
Paco Salendros Developer - 100%	ROCKET 7																	
Robert Penn Product Owner - 75%	ROCKET 7 24h					INT-15 6h Management		ROCKET 7 24h					INT-15 6h Management		ROC... 6h		GM Billi	
Saul Goodman Tester - 100%	ROCKET 7																	
new hire Developer - 100%	ROCKET 7																	

UNRESOLVED ISSUES

- INT-1** 8h
Vacation Time
- TO-65** 20h
As a Android user I need to be ...
- TO-83** 30h
As a Platform provider I need b...
- TO-60** 80h
As a site member, I can mark ...
- TO-33** 30h
As a user I need be able to upd...
- TO-68** 24h
Finetune datahandling on cust...
- TO-69** 26h
Add lazyloading 2 customerview
- TO-70** 32h
Add lazyloading 2 report view
- INT-15** 0h
Management
- TO-25** 0h
As Platform subscriber I need t...
- TO-88** 64h

Programs ▾
GreenCloud Product Development ▾

Report Feedback

Planning

Projects Teams ◀ May 01, 2016 - Nov 30, 2016 ▶ Board Timeline Capacity Report





Programs ▾

GreenCloud Product Development ▾

Projects

Teams

◀ May 01, 2016 - Nov 30, 2016 ▶

Months ▾

JUNE 2016


0 21 22 23 24 25 26 27 28 29 30 31 1 2 3 4 5 6 7 8 9 10 11 12 13 14 15 16 17 18 19 20 21 22 23 24 25 26 27 28 29 30 1 2 3 4 5 6

GreenCloud Tango		ROCKET 5 198h May 23 - Jun 03	ROCKET 6 250h Jun 06 - Jun 17	
GreenCloud Azome		AL - ITERATION 1 288h May 30 - Jun 10		
GreenCloud Wikkieea		WIKK - ITERATION 5 200h Jun 03 - Jun 17	WIKK - ITERATION 6 268h Jun 20 - Jul 05	



- Project and portfolio financial management for JIRA.
- Manage people, time, and costs.
- Deliver projects and higher-level initiatives on time and within budget.



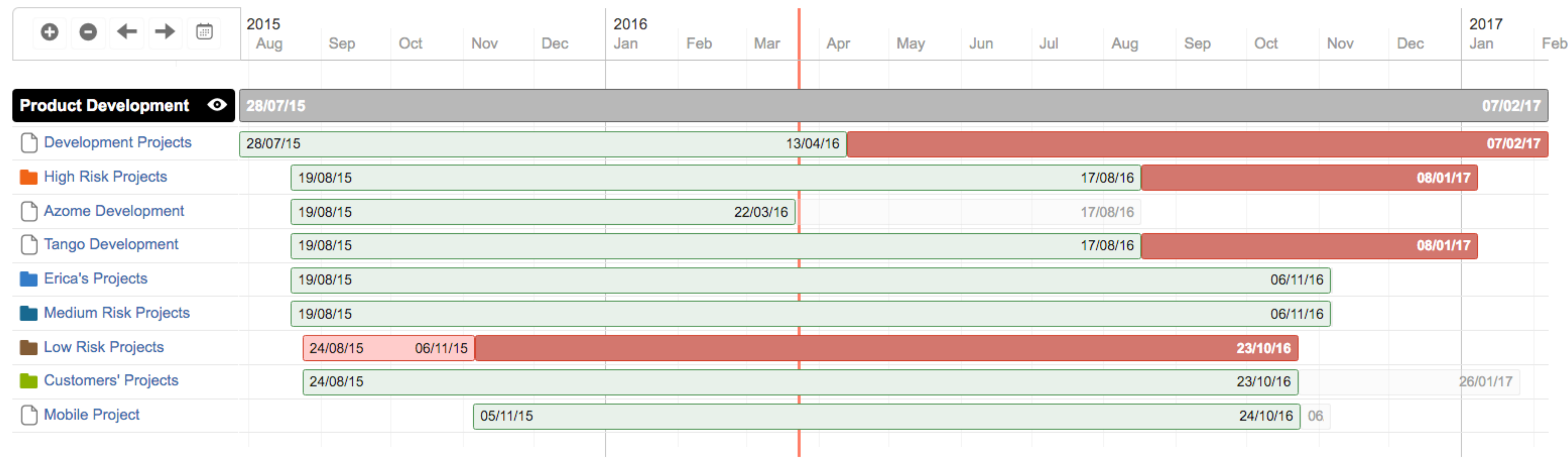
 Manage Portfolios Global Settings

Recycle Bin Empty Bin

- Portfolios** + +
- 📁 All Portfolios
 - 📁 Product Development ▾
 - 📁 FY2016
 - 📁 Products

Portfolios and Folios ☰ ☰ Show projected completions

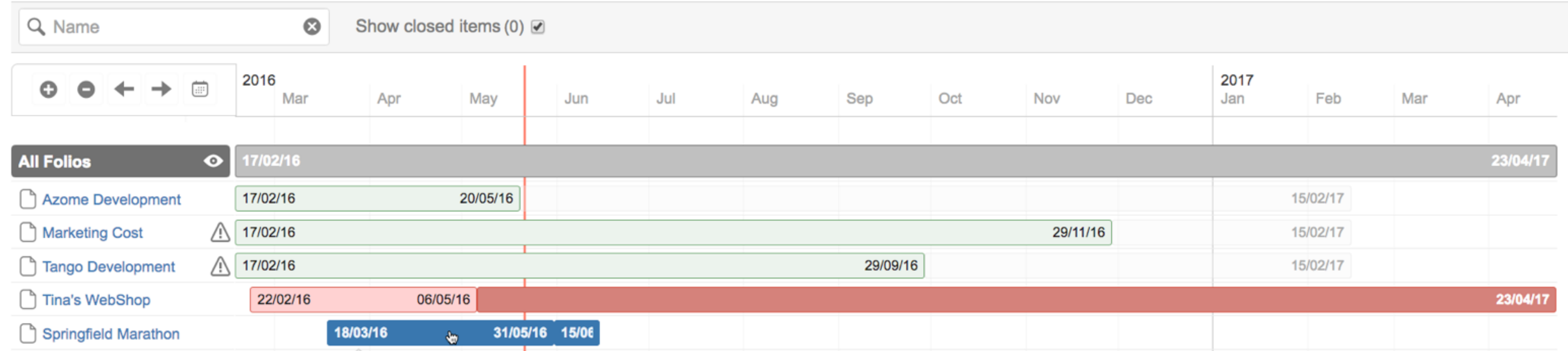
🔍 Name ✕ Show closed items (0)



Manage Portfolios

Global Settings

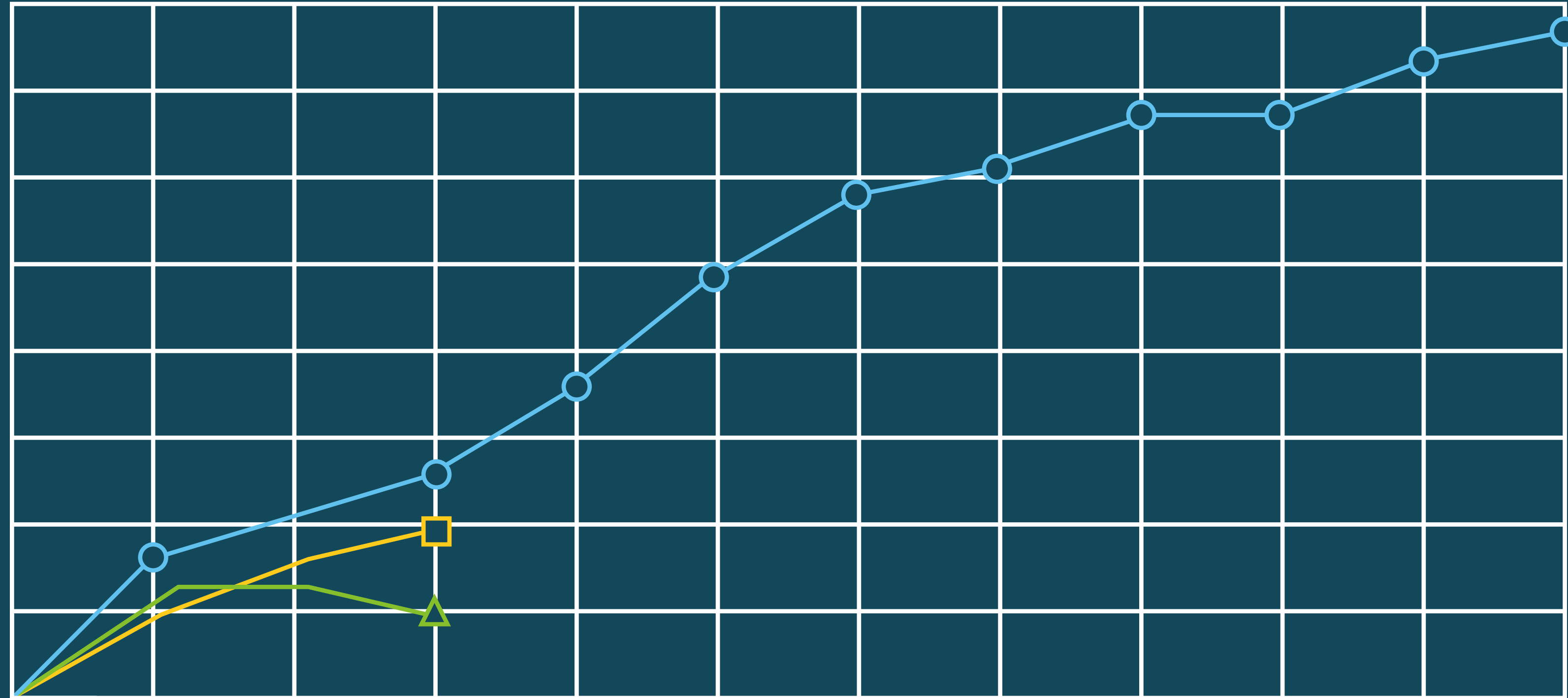
Portfolios and Folios Show projected completions



Springfield Marathon EXECUTING

Start Date	18/Mar/16	End Date	15/Jun/16
		Projected End Date	31/May/16
Total Working Days	64 days	Working Days Left	18 days
Remaining Capacity	163.20h	Remaining Original Estimate	16.00h
Staff count	3	Completion Ratio	86.67%
Total Planned Cost	30,720.00	Cost to date	22,080.00
Total Planned Balance	8,640.00	Estimate to Complete (Perfor...)	3,396.92
		Estimate to Complete (Known)	8,160.00





- Use simple cost and revenue management or Earned Value Management (EVM)

- Gain complete project and portfolio overviews of your investments

Manage Portfolios

Global Settings

Recycle Bin Empty Bin

- ### Portfolios
- All Folios
 - Customers' Projects
 - Erica's Projects
 - High Risk Projects
 - Low Risk Projects
 - Medium Risk Projects
 - Product Development



Portfolios and Folios

What will define your folio's scope?

JIRA Projects
Define the scope based on one or more JIRA projects.

JIRA Saved Filter
Define the scope via a JIRA saved filter.

Customers
Define the scope via accounts associated to one or more customers.

Agile Board
Define the scope based on the agile board backlog.

Issues
Define the scope based on specific issues.

Custom JQL
Define the scope via a custom JQL.

Accounts
Define the scope based on one or more accounts.

Summary Show more

Warning: Use the right comment level to make sure your message attracts the desired attention...

Owner	John Steel	Scope (Saved filter)	Scope of Sample Folio for JIRA Implementation
Start Date	10/Feb/16	End Date	27/Oct/16
Total Working Days	187 days	Working Days Left	114 days
Staff count	6	Σ Worked Hours	3,456.00h
Currency	USD (\$) United States Dollar		
Effort Field	Original Estimate	Σ Original Estimate to complete	6,600.00h
Remaining Original Estimate	3,795.00h	Remaining Capacity	5,280.00h
Efficiency Ratio	123.21%	Completion Ratio	42.50%

Costs: Financial Show more

Cost to date	170,381.99	Total Planned Balance	528,948.01
Total Planned Cost	699,330.00	Planned Balance to date	119,718.01
Planned Cost to date	290,100.00	Actual Unit Cost	60.74
Planned Unit Cost	105.96	Burn Rate	2,334.00
Current Average Cost Rate	36.6667 \$ per hour	Estimate at Completion (Performance)	400,898.80
Estimate at Completion (Performance)	400,898.80	Estimate to Complete (Performance)	230,516.81
Estimate at Completion (Known)	453,306.99	Estimate to Complete (Known)	282,925.00

Revenue: Financial Show more

Revenue to date	168,784.00	Total Planned Balance	205,956.00
Total Planned Revenue	374,740.00	Planned Balance to date	(18,924.00)
Planned Revenue to date	149,860.00	Actual Unit Revenue	60.17
Planned Unit Revenue	56.78	Earn Rate	2,312.11
Current Average Revenue Rate	46.2917 \$ per hour	Estimate at Completion (Performance)	397,138.82 ¹
Estimate at Completion (Performance)	397,138.82 ¹	Estimate to Complete (Performance)	228,354.82 ¹
Estimate at Completion (Known)	419,204.00 ¹	Estimate to Complete (Known)	250,420.00 ¹
Total Planned Profit	(324,590.00)	Estimated Profit (Performance)	(3,759.98)
Profit to date	(1,597.99)	Estimated Profit (Known)	(34,102.99)

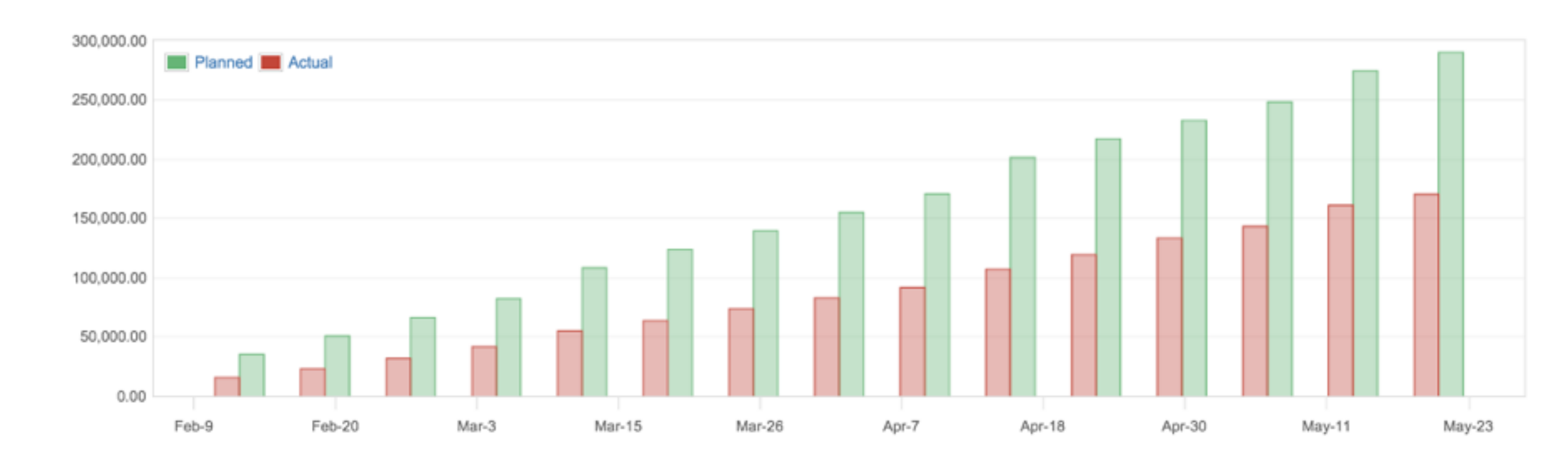
¹ With a reserve of 20%

Comments Show more

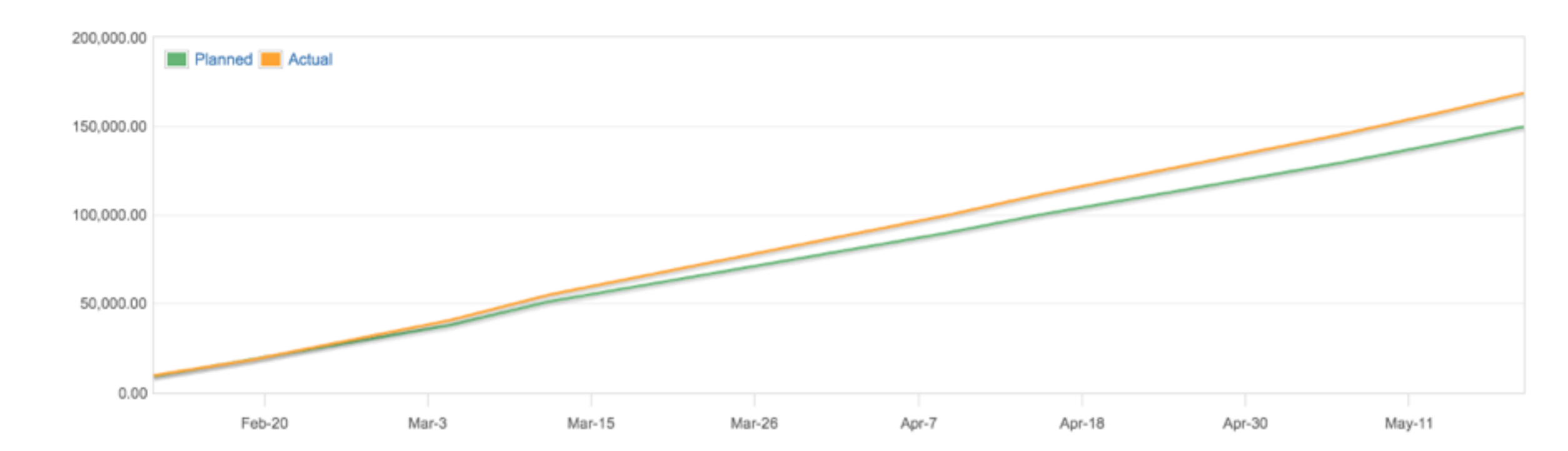
Info: A comment like this one can be added in each section of the folio's overview:

1. Summary section
2. Health section
3. Financial section
4. The Budget vs Actual chart section

Costs: Planned vs Actual Line chart



Revenue: Planned vs Actual Bar chart





Folio
JIRA 7 Upgrade

Summary ⓘ 💬

[Show more](#)


20/May/16



Use the right comment level to make sure your message attracts the desired attention...

Owner	John Steel	Scope (Saved filter)	Scope of Sample Folio for JIRA Implementation
Start Date	10/Feb/16	End Date	27/Oct/16
Total Working Days	187 days	Working Days Left	114 days
Staff count	6	Σ Worked Hours	3,456.00h
Currency	USD (\$) United States Dollar		
Effort Field	Original Estimate	Σ Original Estimate to complete	6,600.00h
Remaining Original Estimate	3,795.00h	Remaining Capacity	5,280.00h
Efficiency Ratio	123.21%	Completion Ratio	42.50%

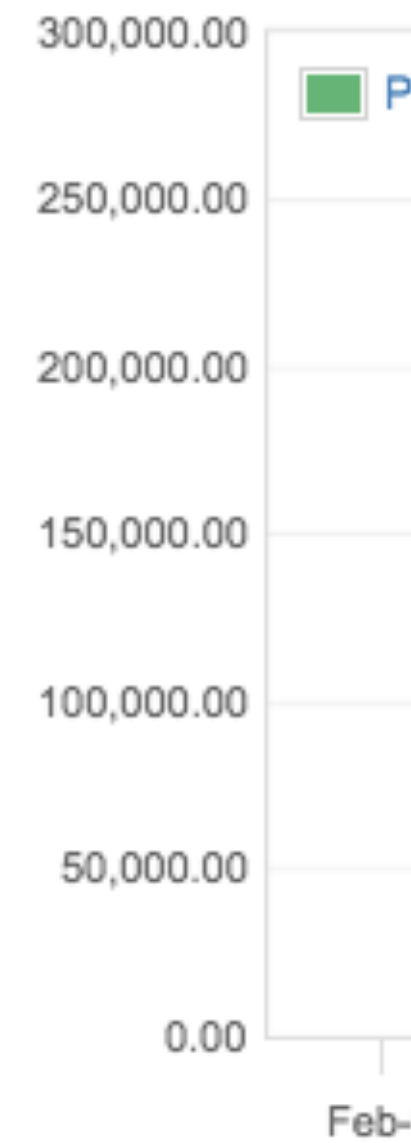
Costs: Financial ⓘ 💬

Cost to date	170,381.99		
Total Planned Cost	699,330.00	Total Planned Balance	528,948.01
Planned Cost to date	290,100.00	Planned Balance to date	119,718.01
Planned Unit Cost	105.96	Actual Unit Cost	60.74
Current Average Cost Rate	26,666.7 \$ per hour	Burn Rate	2,324.00

Costs: Financial ⓘ 💬

Cost to date	170,381.99		
Total Planned Cost	699,330.00	Total Planned Balance	528,948.01
Planned Cost to date	290,100.00	Planned Balance to date	119,718.01
Planned Unit Cost	105.96	Actual Unit Cost	60.74
Current Average Cost Rate	36.6667 \$ per hour	Burn Rate	2,334.00
Estimate at Completion (Performance)	400,898.80	Estimate to Complete (Performance)	230,516.81
Estimate at Completion (Known)	453,306.99	Estimate to Complete (Known)	282,925.00

Costs: Planned



Revenue: Financial ⓘ 💬

Revenue to date	168,784.00		
Total Planned Revenue	374,740.00	Total Planned Balance	205,956.00
Planned Revenue to date	149,860.00	Planned Balance to date	(18,924.00)
Planned Unit Revenue	56.78	Actual Unit Revenue	60.17
Current Average Revenue Rate	46.2917 \$ per hour	Earn Rate	2,312.11
Estimate at Completion (Performance)	397,138.82 ¹	Estimate to Complete (Performance)	228,354.82 ¹
Estimate at Completion (Known)	419,204.00 ¹	Estimate to Complete (Known)	250,420.00 ¹
Total Planned Profit	(324,590.00)	Estimated Profit (Performance)	(3,759.98)
Profit to date	(1,597.99)	Estimated Profit (Known)	(34,102.99)

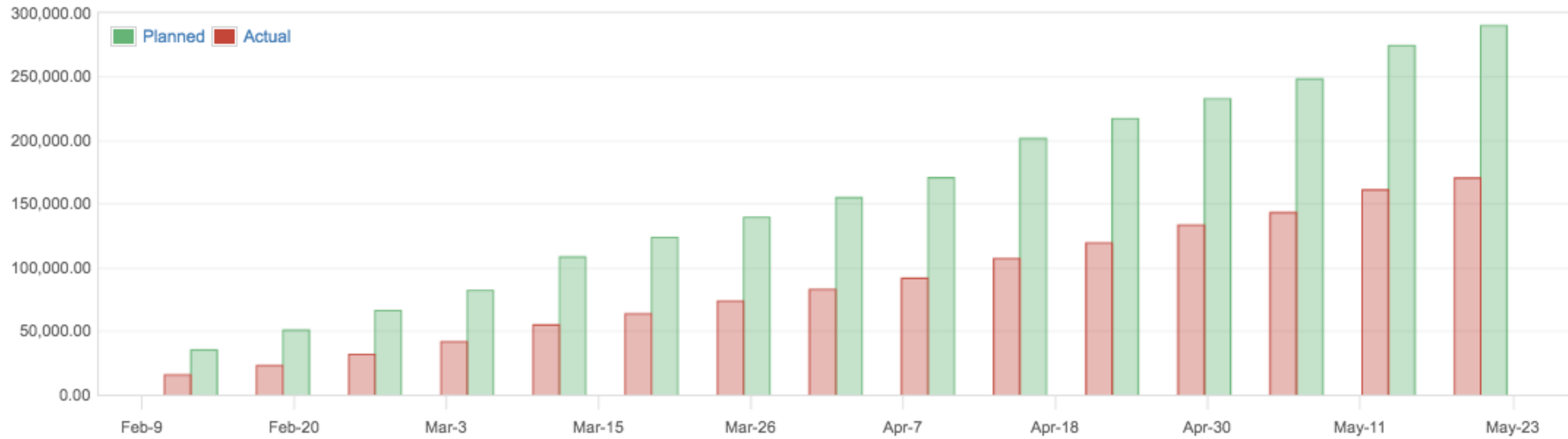
Revenue: Planned



¹ With a reserve of 20%

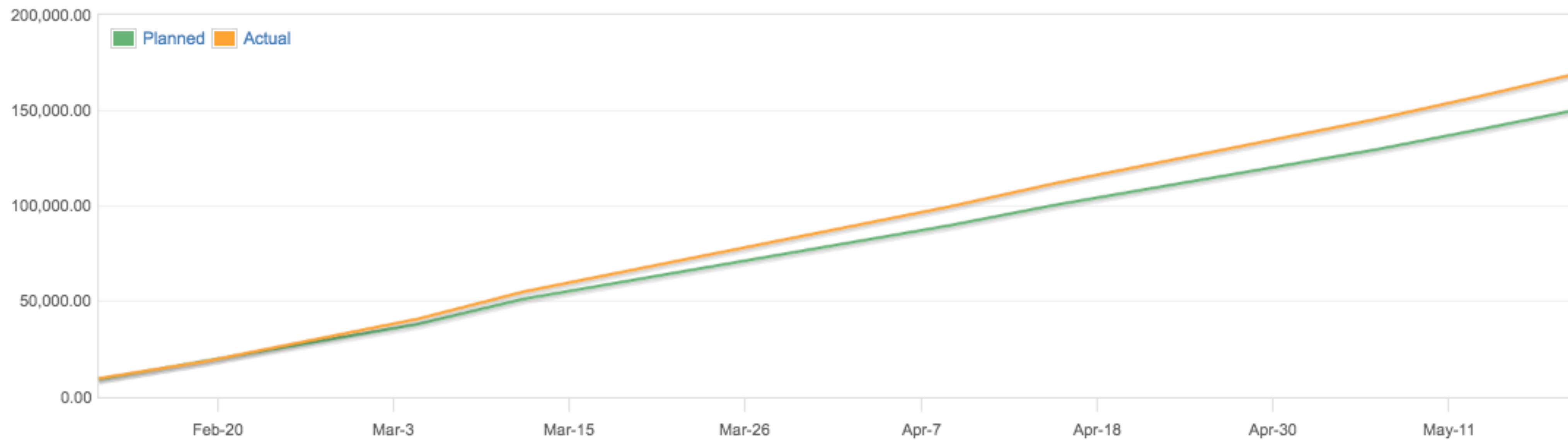
Costs: Planned vs Actual

Line chart

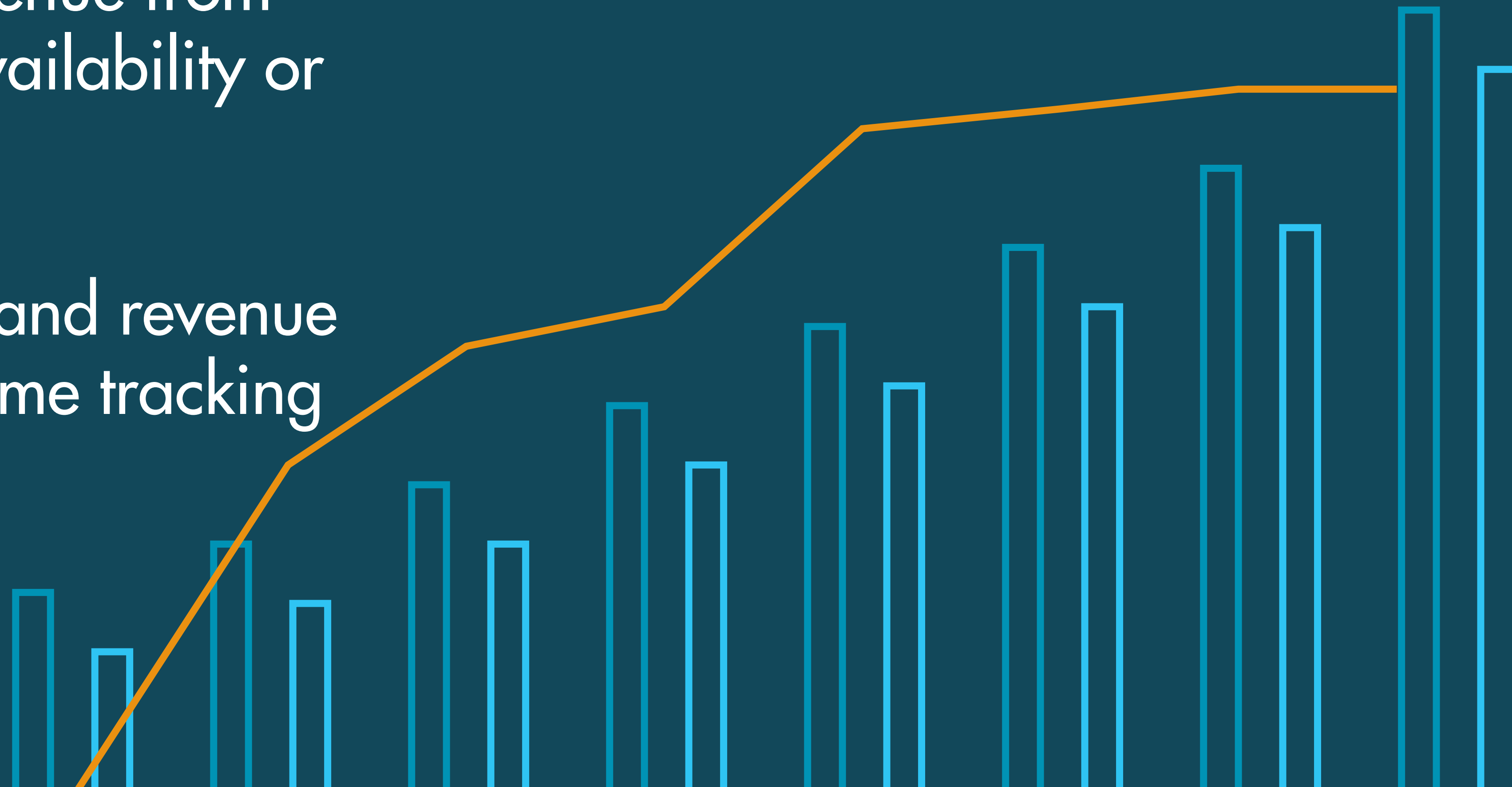


Revenue: Planned vs Actual

Bar chart



- Manage staff capacity, availability, and cost rates
- Plan cost and revenue from estimates, staff availability or lump sum.
- Track actual cost and revenue with Timesheets time tracking



Folio
Tango Development

Staff Members Planning 17/Feb/16 - 15/Feb/17

3 Worklogs

Staff (6) Staff Member Load **50.0000 \$ per hour**

▼ Designer (1) **50.0000 \$ per hour**

GreenCloud Tango	Jessie Rosewood	17/Feb/16	50.0000	0.00%	<div style="width: 0%;"></div>
------------------	-----------------	-----------	---------	-------	--------------------------------

▼ Developer (2) Staff Member Load **50.0000 \$ per hour**

Gregory Nolan		4/Apr/16	50.0000	0.00%	<div style="width: 0%;"></div>
Paco Salendros		17/Feb/16	50.0000	0.00%	<div style="width: 0%;"></div>

▼ Product Owner (1) **50.0000 \$ per hour**

Robert Penn		17/Feb/16	50.0000	0.00%	<div style="width: 0%;"></div>
-------------	--	-----------	---------	-------	--------------------------------

▼ Scrum Master (1) **50.0000 \$ per hour**

Lars Petersen		17/Feb/16	50.0000	0.00%	<div style="width: 0%;"></div>
---------------	--	-----------	---------	-------	--------------------------------

▼ Tester (1) **50.0000 \$ per hour**

Saul Goodman		17/Feb/16	50.0000	0.00%	<div style="width: 0%;"></div>
--------------	--	-----------	---------	-------	--------------------------------

Jessie Rosewood
 GreenCloud Tango
 Designer

Synchronized Staff Member

Staff Member Load

Remaining Availability	1,496.00 hours
Remaining Assigned Estimate	0.00 hours
Remaining Unassigned Availability	1,496.00 hours
Remaining Planned Estimate	0.00 hours

Description
No content

Availability

Date From	Date To	Reg. Hours	%
17/Feb/16	15/Feb/17	2,040.00	100 %

Worked Hours

Date From	Date To	Reg. Hours	Overtime
17/Feb/16	20/May/16	* 544.00h 544.00h	* 0.00h 0.00h

* Computed based on the Availability table.

Folio
JIRA 7 Upgrade

EXECUTING

Overview Staff **Costs** Revenue Report Folio

Planned **Actual** Forecast 10/Feb/16 - 27/Oct/16

🔍 📄 📅 📊 \$ ✎ 🗑️

🌐 Scope ⋮

Total Cost to date (35) 150,221.98

Operational Expenditures (27) **134,946.99**

Salaries (5) **106,560.00**

Business Analyst (1)	45.0000 per hour	576.00h		25,920.00
John Steel	45.0000	576.00h		25,920.00
Designer (4)	35.0000 per hour	2,304.00h		80,640.00
Amy Mitchell	35.0000	576.00h		20,160.00
Angel Williams	35.0000	576.00h		20,160.00
Beverly Perkins	35.0000	576.00h		20,160.00
Bob Johnson	35.0000	576.00h		20,160.00

Licensing (3) **10,000.00**

Confluence (wiki) license	4,000.00	30/Apr/16	--	4,000.00
JIRA license	4,000.00	10/Feb/16	--	4,000.00
Tempo Folio for JIRA license	2,000.00	10/Feb/16	--	2,000.00

Rent & Leasing (2) **11,100.00**

3101 Olivette-Marjault, Montreal, Quebec	2,750.00 Monthly	10/Feb/16	10/Mar/16	5,500.00
3101 Olivette-Marjault, Montreal, Quebec	2,800.00 Monthly	10/Apr/16	10/May/16	5,600.00

Representation (17) **7,286.99**

Agile Conference - Accommodation	825.75	10/Apr/16	--	825.75
Agile Conference - Marketing event	325.00	10/Apr/16	--	325.00
Agile Conference - Plane tickets	1,200.00	10/Apr/16	--	1,200.00
Product Demo to ABC inc.	800.00	1/Mar/16	--	800.00
Product Demo to DEF inc.	76.22	9/Mar/16	--	76.22
Product Demo to GHI inc.	155.00	22/Apr/16	--	155.00
Product Demo to JKL inc.	235.00	28/Apr/16	--	235.00
Product Demo to XYZ inc.	15.50	9/Mar/16	--	15.50
Product Demo to ZED inc.	322.00	29/Mar/16	--	322.00
Restaurant - Meeting client ABC inc.	154.00	20/Apr/16	--	154.00
Restaurant - Meeting client XYZ inc.	908.00	12/May/16	--	908.00
Restaurant - Meeting client ZED inc.	37.75	8/May/16	--	37.75
Restaurant - Review meeting client ABC inc.	432.00	20/May/16	--	432.00
Restaurant - Sales strategy meeting #1	233.77	20/Feb/16	--	233.77
Restaurant - Sales strategy meeting #2	132.00	23/Feb/16	--	132.00

John Steel
Operational Expenditures
Business Analyst

Details

Status	Active since 10/Feb/16, currently at 100%
Cost Rate	45.0000 per hour
Actual Cost	25,920.00
Account	None
Reporter	John Steel

Description

Project Manager

Cost to date

Date From	Date To	Hours	Rate	Cost
10/Feb/16	20/May/16	576.00h	45.0000	25,920.00
		576.00h		25,920.00

Extra Information

Weekly schedule	JIRA User's default weekly schedule
Holidays	JIRA User's default holidays
Overtime Rule	None

Attachments

Folio
JIRA 7 Upgrade

EXECUTING

Expenses from 10/Feb/16 to 20/May/16

Period	Category	Role/Type	Name	Cost Rate	Effort	Σ Effort	Amount	Total
From 1/Jan/16 To 31/Mar/16	Salaries (OPEX)	Business Analyst	John Steel	45.0000	288.00h		12,960.00	
		Designer	Amy Mitchell	35.0000	288.00h		10,080.00	
			Angel Williams	35.0000	288.00h		10,080.00	
			Beverly Perkins	35.0000	288.00h		10,080.00	
			Bob Johnson	35.0000	288.00h		10,080.00	
						1,440.00h	53,280.00	
Operational Expenditures	Licensing		JIRA license				4,000.00	
			Tempo Folio for JIRA license				2,000.00	
	Rent & Leasing		3101 Olivette-Marjault, Montreal, Quebec				5,500.00	
		Representation		Product Demo to ABC inc.				800.00
			Product Demo to DEF inc.				76.22	
			Product Demo to XYZ inc.				15.50	
			Product Demo to ZED inc.				322.00	
			Restaurant - Sales strategy meeting #1				233.77	
			Restaurant - Sales strategy meeting #2				132.00	
		Restaurant - Sales strategy meeting #3				335.00		
	Restaurant - Sales strategy meeting #4				1,100.00			
							14,514.49	
Capital Expenditures	Equipment		Developer laptop #1			2,000.00		
							2,000.00	
Financial Expenditures	Loans & Credits		Bank loan			1,040.00		
							1,040.00	
							70,834.49	
From 1/Apr/16 To 20/May/16	Salaries (OPEX)	Business Analyst	John Steel	45.0000	288.00h		12,960.00	
		Designer	Amy Mitchell	35.0000	288.00h		10,080.00	
			Angel Williams	35.0000	288.00h		10,080.00	
			Beverly Perkins	35.0000	288.00h		10,080.00	
			Bob Johnson	35.0000	288.00h		10,080.00	
						1,440.00h	53,280.00	
Operational Expenditures	Licensing		Confluence (wiki) license				4,000.00	
	Rent & Leasing		3101 Olivette-Marjault, Montreal, Quebec				5,600.00	

Expenses Report More Reports

Reporting

Description

Presents a detailed report of expenses for a given time frame.

Parameters

For:

Start Date: Folio start

End Date: Today

Frequency:

Account:

Label:

Categories: [All](#) | [None](#)

- Salaries
- Operational Expenditures (OPEX)
- Capital Expenditures (CAPEX)
- Financial Expenditures (FINEX)

Roles: [All](#) | [None](#)

- Business Analyst
- Designer
- Member

Types: [All](#) | [None](#)

- Equipment
- Legal
- Licensing
- Loans & Credits
- Rent & Leasing
- Representation



Multiple deployment options



Cloud

Hosted for you in the cloud

Instant set up and updates

Monthly or annual subscription pricing



Server

You host

Customization

Perpetual licensing;
optional upgrades



JIRA Data Center

High availability

Performance at scale

Annual licensing

Do better, together

Learn more and try for free at tempo.io



Thank you!



Sandra Axelsdóttir - Channels Manager - sandra@tempo.io - [@axelsdottir](https://www.instagram.com/axelsdottir)